



MPCA | 3-Way Mounting

X1

INSTALLATION INSTRUCTIONS



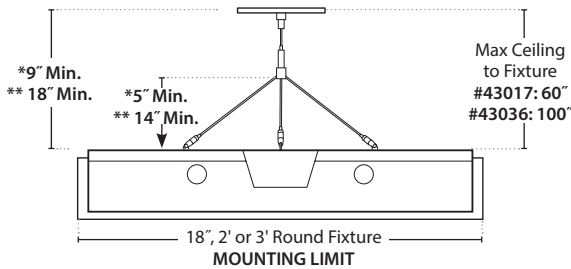
PRUDENTIAL LTG.

PRULITE.COM 213.746.0360

GENERAL NOTES

Electrical box must be attached to A.T. clip. Refer to nec 370-16 for maximum electrical box fill. Romex clamp and electrical box provided by others.

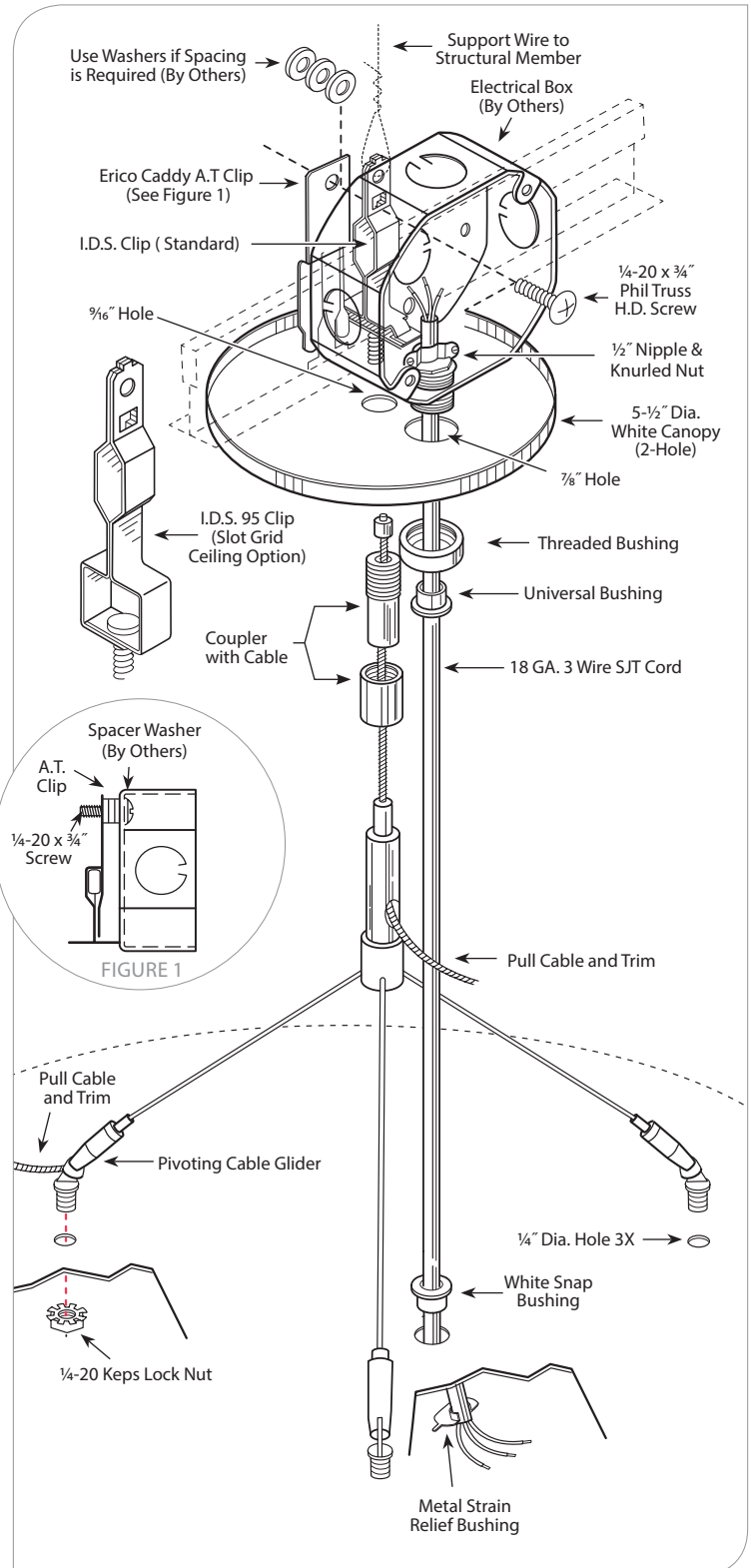
MINIMUM MOUNTING DISTANCES: *18" and 2' Round
**3' Fluorescent Round



PARTS LIST

ASSEMBLY NUMBER *43017 (53" CABLE) / **43036 (96" CABLE)

100-00003-08	I.D.S. 95 Clip (Slot Grid Ceiling Option)	1
100-00114-14	1/4-20 x 3/4" Phil Truss H.D. Screw	1
100-00091-08	Erico Caddy A.T. Clip	1
100-00004-08	I.D.S. Clip (Standard)	1
100-00063-08	Metal Strain Relief Bushing	1
100-00040-10	White Snap Bushing	1
28975	5-1/2" Dia. White Canopy (2-Hole)	1
100-00238-14	1/2" x 1 1/4" Nipple	1
100-00239-14	1/2" I.P. Knurled Nut	1
100-00042-10	Threaded Bushing	1
100-00043-10	White Universal Bushing	1
100-00023-09	18 GA. 3 Wire SJT Cord 5"/9"	1
	Coupler with 53" Cable	1
	3 Way Cable Adapter	1
100-00021-08*	1/4-20 Keps Lock Nut	3
	Pivoting Cable Glider	3
	Coupler with 96" Cable	1
	3 Way Cable Adapter	1
100-00024-08**	1/4-20 Keps Lock Nut	3
	Pivoting Cable Glider	3



WARNING: Ground fixture in accordance with local and national electrical codes. Failure to do so may result in serious personal injury.



Prudential Ltg. reserves the right to change design specifications or materials without notice. Please visit prudential.com for most current data.
© 2015 All rights reserved - All products manufactured at: Prudential Ltg. 1774 E. 21st Street, Los Angeles, CA 90058



MPCA | 3-Way Mounting

X3B

INSTALLATION INSTRUCTIONS



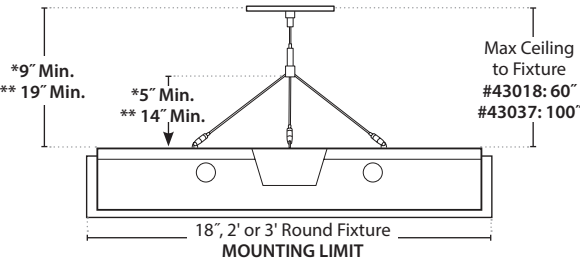
PRUDENTIAL LTG.

PRULITE.COM 213.746.0360

GENERAL NOTES

Mounting strap will accommodate a 4" octagon electrical box without plaster ring. Refer to nec 370-16 for maximum electrical box fill.

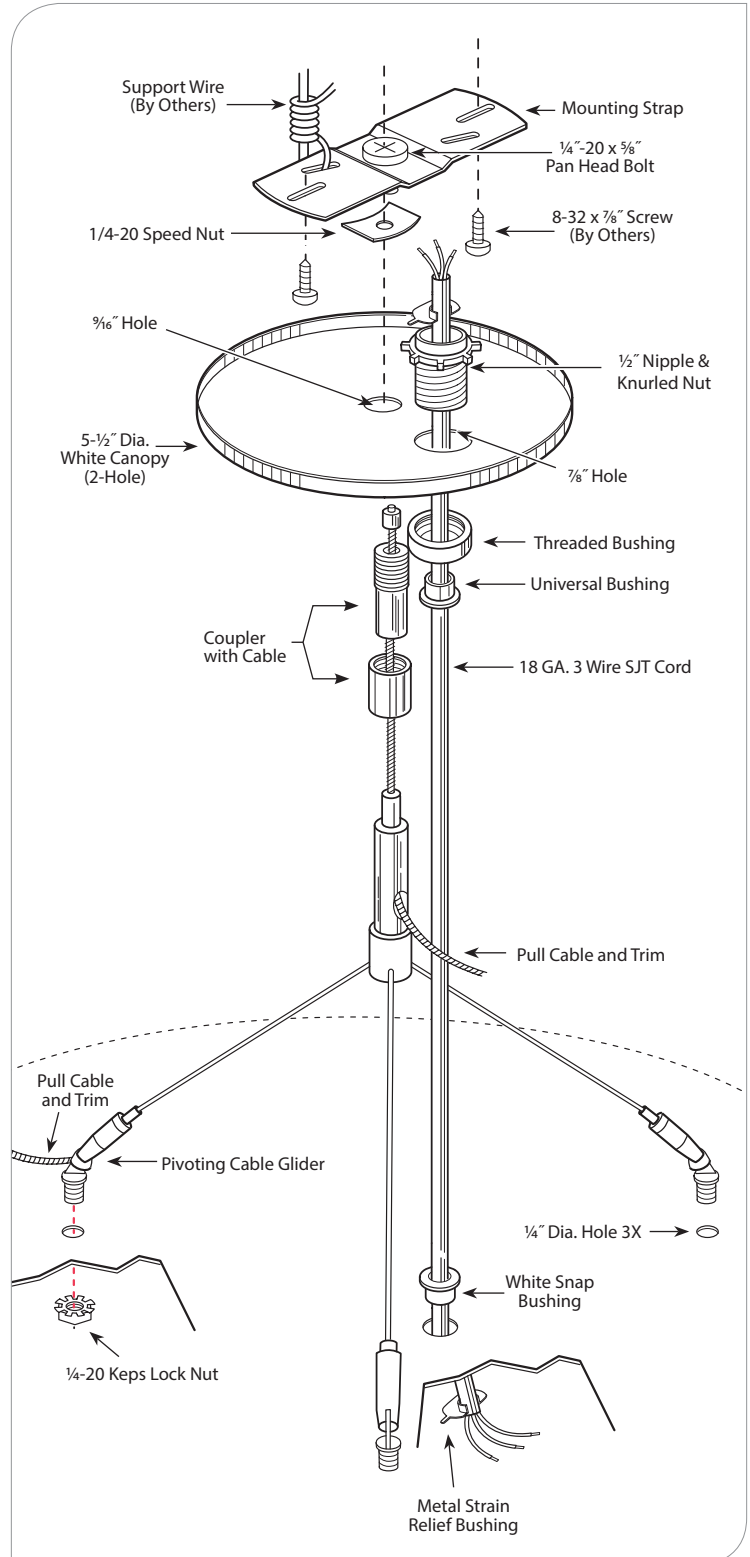
MINIMUM MOUNTING DISTANCES: *18" and 2' Round
**3' Fluorescent Round



PARTS LIST

ASSEMBLY NUMBER *43018 (53" CABLE) / **43037 (96" CABLE)

19031	Mounting Strap, 1/4-20 Speed Nut, 1/4-20 x 3/8" Pan H.D. Screw	1
100-00063-10	Metal Strain Relief Bushing	1
100-00040-10	White Snap Bushing	1
28975	5-1/2" Dia. White Canopy (2-Hole)	1
100-00238-14	1/2" x 1 1/4" Nipple	1
100-00239-14	1/2" I.P. Knurled Nut	1
100-00042-10	Threaded Bushing	1
100-00043-10	White Universal Bushing	1
100-00023-09	18 GA. 3 Wire SJT Cord 5" or 9"	1
	Coupler with 53" Cable	1
100-00021-08*	3 Way Cable Adapter	1
	1/4-20 Keps Lock Nut	3
	Pivoting Cable Glider	3
	Coupler with 96" Cable	1
100-00028-08**	3 Way Cable Adapter	1
	1/4-20 Keps Lock Nut	3
	Pivoting Cable Glider	3



WARNING: Ground fixture in accordance with local and national electrical codes. Failure to do so may result in serious personal injury.



Prudential Ltg. reserves the right to change design specifications or materials without notice. Please visit prudlite.com for most current data.
© 2015 All rights reserved - All products manufactured at: Prudential Ltg. 1774 E. 21st Street, Los Angeles, CA 90058