

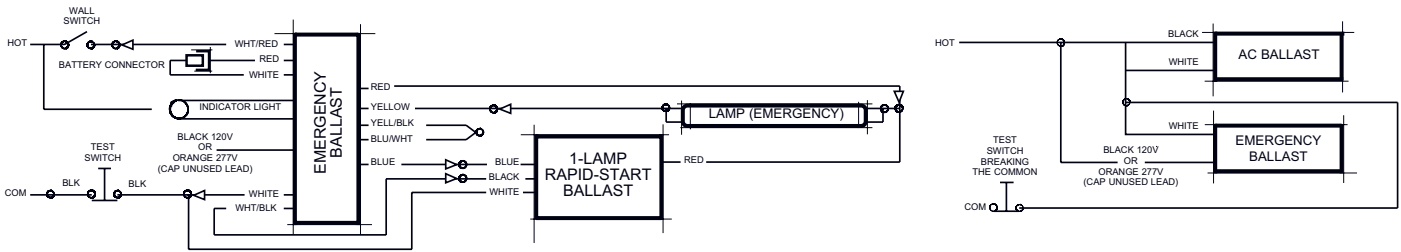
Emergency Lighting



Prudential Ltg. fixtures offer an optional emergency battery unit providing a minimum of 90 minutes of light in the event of a power failure. This emergency battery unit consists of a sealed electronic assembly, nickel cadmium battery pack, test switch and derangement signal light. Available in low (EML) or high (EMH) lumen outputs, Prudential emergency batteries are shown throughout this catalog with 4' lamp lumen ratings (consult factory for fixture-specific availability for housing sizes less than 4 feet). For fixtures using T8 or biax lamps, an EML or EMH battery for T8 and biax lamps only will be used except where physical size limitations preclude their use. Both EML and EMH batteries can be ordered for either 120- or 277-volt line input. Remote signal lights and test switches are also available.

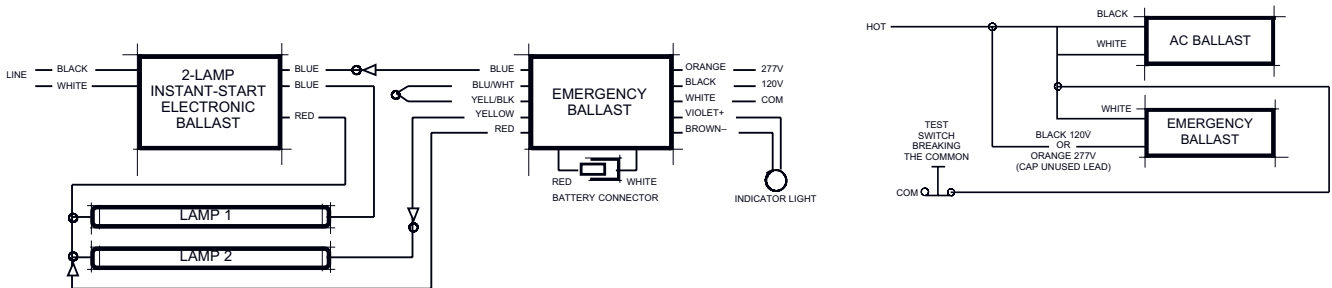
EML WIRING DIAGRAM (FIXTURE)

ONE T8 LAMP ON EMERGENCY (600-700 LUMENS)
 ONE T5/HO LAMP ON EMERGENCY (600-700 LUMENS)
 ONE 39w-55w BIAx LAMP ON EMERGENCY (600-700 LUMENS)



EML WIRING DIAGRAM (FIXTURE)

ONE OR TWO T8 OR BIAx LAMPS ON EMERGENCY (600-700 LUMENS)

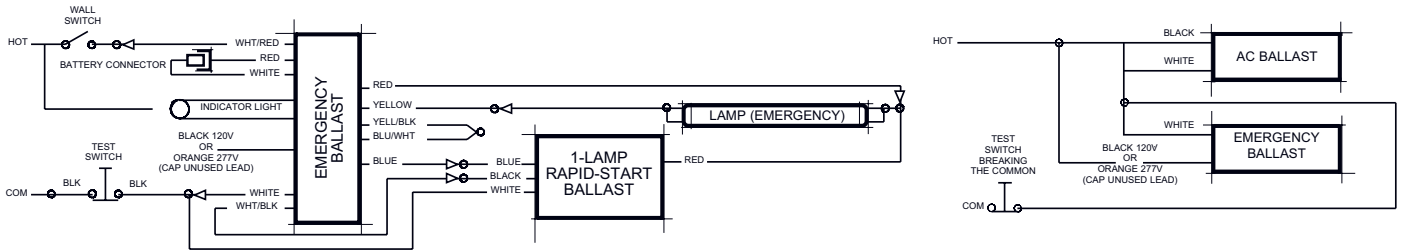


Prudential reserves the right to change design specifications or materials without notice.

Emergency Lighting

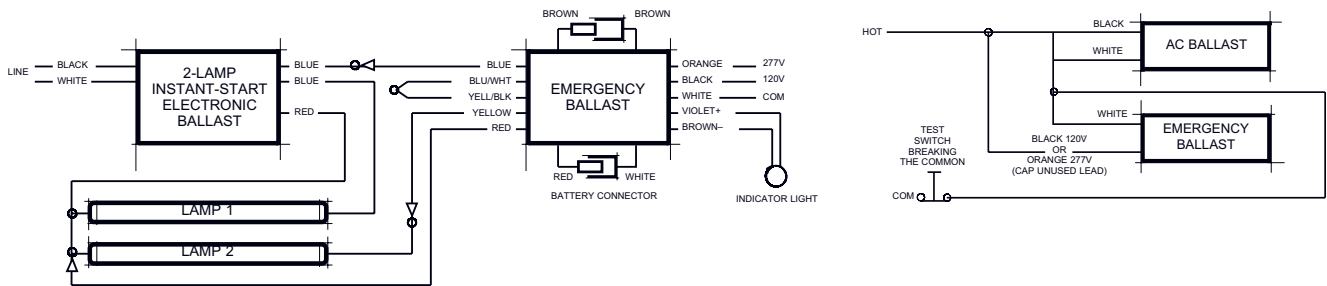
EMH WIRING DIAGRAM (FIXTURE)

- ONE T5/HO LAMP ON EMERGENCY (1100-1400 LUMENS)
- ONE T5 LAMP ON EMERGENCY (1100-1400 LUMENS)
- ONE 39w-55w BIAx LAMP ON EMERGENCY (1100-1200 LUMENS)



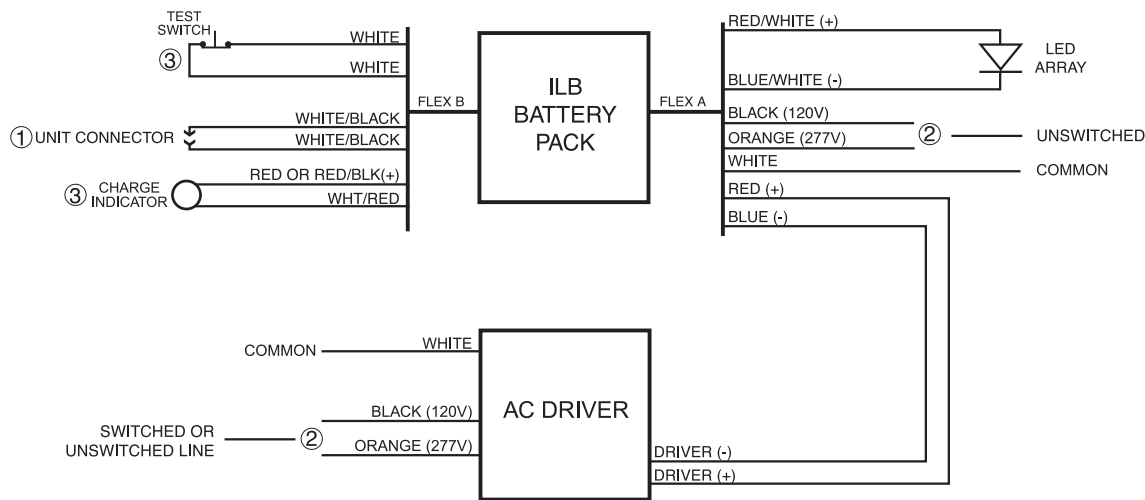
EMH WIRING DIAGRAM (FIXTURE)

- ONE OR TWO T8 OR BIAx LAMPS ON EMERGENCY (1100-1200 OR 1400 LUMENS)



EON1 LED EMERGENCY DRIVER

FOR: LED SNAP, HALFSNAP, P40 SERIES, P8900 AND MORE



- DO NOT MATE CONNECTOR UNTIL INSTALLATION IS COMPLETE AND AC POWER IS SUPPLIED.
- SELECT PROPER VOLTAGE. CAP UNUSED LEADS.
- TEST ACCESSORY LEADS-OBSERVE PROPER POLARITY WIRING.