

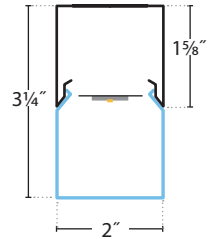



# Bolt | Pendant, Surface & Wall Triangle



PRUDENTIAL LTG.

PRULITE.COM 213.746.0360



Type:

Job:

## Working all the angles.

Forgettable, this new shape is not. Bolt is offered in Triangle, Square, Pentagon and Hexagon configurations commanding attention wherever it goes. It inspires, giving architects and lighting designers new fodder for thought.

**BTRI-33-LED35-LO**  
 4579 Delivered Lumens  
 37 Watts  
 124 lm/w

UP TO **124** LM/W

	LO	MO	SO	HO
<b>22:</b>	3000	4000	4500	5500
Im	25	33	42	52
<b>33:</b>	4500	6100	6800	8300
Im	37	50	63	79
<b>44:</b>	6000	7700	8900	11000
Im	50	66	84	105

[CLICK HERE](#)



Lumen output may vary +/- 5%  
 3500K used for lm/ft estimates above  
 4000K +2% llf, 3000K -2%, 2700K -4%  
 -10% LLF for 90 CRI (4K, 3500K and 3K)

See LED Details PDF for more info

SERIES	NOMINAL LENGTH	LED COLOR	OUTPUT	SHIELDING	COLOR/ FINISH	VOLTAGE	MOUNTING	CEILING SYSTEMS	DRIVERS	OPTIONS & SENSORS
BTRI										
Bolt Triangle	22 2' x 2' x 2' 33 3' x 3' x 3' 44 4' x 4' x 4'	LED27 2700K (90CRI) LED3 3000K LED35 3500K LED4 4000K LED3-90 90CRI LED35-90 90CRI LED4-90 90CRI	LO Low MO Medium SO Standard HO High PROG Program- mable Light Output (Specify desired lm/ft or w/ft)	SAL Satin Acrylic Lens	TMW Textured Matte White YGW Gloss White (Standard) Y_ Premium Color CC Custom Color <b>NOTE:</b> All canopies are painted the same color as the fixture. Consult factory to specify	UNV (120-277) 347 (Emergency battery requires a Step Down transformer)	CA48", 96" or 144" Aircraft Cable (Adjustable) SUR Surface or Wall Mount (Hard ceiling only)	X1 T-Bar 1 5/16" or 3/16" Exposed (Standard) X3 Hard Ceiling X6 Slot Grid or Interlude	ND Non-Dimming DM01 0-10v, 1% Dimming (Standard) DM10 0-10v, 10% Dimming LDE5 5-Series EcoSystem LED LDE1 Hi-lume 1% EcoSystem LED (Soft fade on, fade-to-black dimming) LTE Hi-lume 1% 2-Wire LED Driver (120V forward phase only) ECO 1% 0-10v, EldoLED (Logarithmic dimming std) ECDA 1% DALI, EldoLED (Logarithmic dimming std) SOLO 0.1% 0-10v, EldoLED (Dim-to-dark, Logarithmic dimming std) SODA 0.1% DALI, EldoLED (Dim-to-dark, Logarithmic dimming std)	EML* Emergency Battery, Low (850 delivered lumens) EMH* Emergency Battery, High (1175 delivered lumens) (*3' or longer (remote for < 3') PRUBIN Meticulous Binning and Labeling every LED Board within a 2-Step MacAdams Ellipse <b>SENSORS:</b> 205 WattStopper PIR Occupancy 205-ND: On/off 205-DM: Dim to 10% / 1% 205-STEP: Dim to 50% ENL Enlighted 2-Wire DLH & Environmental



Prudential Ltg. reserves the right to change design specifications or materials without notice. Please visit prulite.com for most current data.  
 © 2014 All rights reserved - All products manufactured at: Prudential Ltg. 1774 E. 21st Street, Los Angeles, CA 90058

Pendant

1

03-04-2019



# Bolt | Pendant, Surface & Wall Triangle

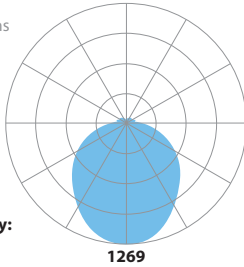


PRUDENTIAL LTG.

PRULITE.COM 213.746.0360

## PHOTOMETRICS

**Low Output:**  
**BTRI-33-LED35-LO**  
 4579 Delivered Lumens  
 37 Watts  
 124 lm/w  
 3500 CCT  
 Intertek  
 #103624486LAX-002



**Zonal Lumen Summary:**  
 0-90 = 89%  
 90-180 = 11%

Vertical Angle	0	25	45	65	90
0	1245	1245	1245	1245	1245
5	1252	1241	1244	1250	1251
15	1202	1190	1204	1206	1207
25	1109	1090	1102	1108	1102
35	979	962	977	983	970
45	840	827	846	856	834
55	699	691	718	725	696
65	551	546	576	583	552
75	392	390	420	426	393
85	224	225	254	258	230
90	114	116	139	146	126
95	104	104	124	132	122
105	112	105	114	111	100
115	93	87	93	93	81
125	66	63	74	76	68
135	49	51	62	62	51
145	38	44	51	52	39
155	26	37	40	38	29
165	22	23	24	22	19
175	10	10	10	10	10

## LUMEN MAINTENANCE

Designed to last with cool running mid-power LEDs projected to maintain 90% (L90) of their initial output for 100,000 hours (at HO), and L70 exceeding 150,000 hours.

**LED SYSTEM** LED modules and drivers are field replaceable.

**PROG** (OPTIONAL) Programmable light output. Specify desired lumens or watts per fixture.

**BINNING** Standard binning (all Prudential LED boards) includes testing at the chip level and board integration to provide consistent color temperature within a 3-step MacAdams ellipse, with +/- 5% lumen output range and +/- .004 Duv.

**PRUBIN™** (OPTIONAL) Prudential Ltg's exclusive 'job binning' method that ensures color temperature consistency across all luminaires on a project. Meticulously testing and labeling **EVERY LED BOARD** to +/- 25 lumens, +/- 50k CCT and +/- .004 Duv — while also separating positive from negative — allows us to match color, hue and intensity throughout a project and provides a consistent color temperature within a 2-step MacAdams ellipse.

**LABELS** ETL damp labeled and I.B.E.W. manufactured.

**ELECTRICAL** Must specify LED dimming controls. LED fixtures have constant current driver(s) with less than 20% THD when loaded to a minimum of 60%. Drivers sink a maximum of 6mA per driver. DM10 LED drivers are 0-10V dimmable and are compatible with most 0-10V wall slide dimmers and direct 0-10V analog signal dimmers. Max driver size 1¼" w x 1" h.

## CONSTRUCTION

Housing Extruded aluminum, 25% PC recycled, 100% recyclable

Lens Extruded acrylic, 100% recyclable

**MOUNTING** Fixture is to be suspended with aircraft cables or surface mounted.

**WEIGHT**  
 22: 12 lbs  
 33: 18 lbs  
 44: 24 lbs

**WARRANTY** Single-source, 5 year limited warranty covers standard components and construction.





# Bolt | Pendant, Surface & Wall Triangle



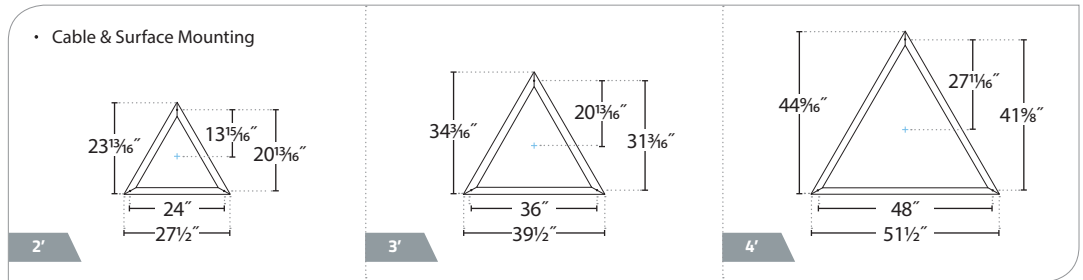
PRUDENTIAL LTG.

PRULITE.COM 213.746.0360

YSW – Seashell White (Matte)	YCH – Champagne (Metallic)
YSL – Silver (Metallic)	YPE – Pewter (Matte)
YRG – Rain Grey (Gloss)	YSTM – Storm Grey (Matte)
YBK – Black (Matte)	YBB – Black (Semi Gloss)
YSKM – Sky (Matte)	YMB – Military Blue (Matte)
YIB – Interstate Blue (Matte)	YSAM – Sapphire (Matte)
YFGM – Forest Green (Matte)	YBR – Bronze (Matte)
YBY – Boysenberry (Matte)	YSRM – Sunset Red (Matte)
YOR – Orange (Matte)	YDAM – Daffodil (Matte)



## MOUNTING DIMENSIONS



Choose from one of our Premium Colors with no set-up fee.

For paint chip samples, please email: [info@prulite.com](mailto:info@prulite.com)

## SENSOR BOX



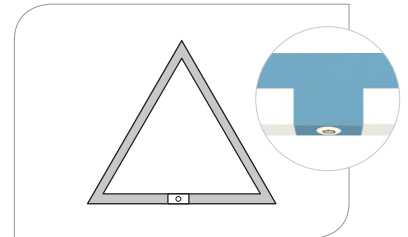
**205**  
WattStopper PIR Occupancy



**ENL**  
Enlighted 2-Wire PIR Daylight, Motion & Environmental Sensor

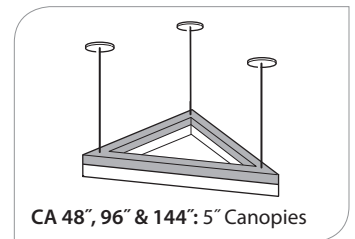
Consult factory for other sensors.  
**NOTE:** Sensor plate will match fixture color

## SENSOR MOUNTING LOCATION



Sensor box is always centered in one lens

## CEILING SYSTEMS



CA 48", 96" & 144": 5" Canopies



Prudential Ltg. reserves the right to change design specifications or materials without notice. Please visit [prulite.com](http://prulite.com) for most current data. © 2014 All rights reserved – All products manufactured at: Prudential Ltg. 1774 E. 21st Street, Los Angeles, CA 90058